


# How to find Perry County COVID-19 Infection Data

## Instructions for State COVID -19 Dashboard:

1. Visit: <https://health.mo.gov/living/healthcondiseases/communicable/novel-coronavirus/data/public-health/county.php>
2. Select a Jurisdiction



Missouri Department of Health & Senior Services

Public Health - County

DHSS Home » Healthy Living » Health Conditions & Diseases » Communicable Diseases » COVID-19 » Data » public-health » county

Details About Metrics Download Data

These Dashboards are a cross-government effort to bring you data about COVID-19 in Missouri. Have questions? [Send us an email.](#)

Statewide County Vaccine Sewershed Map School Districts Demographics Healthcare System Testing

COVID-19 in ALL JURISDICTIONS

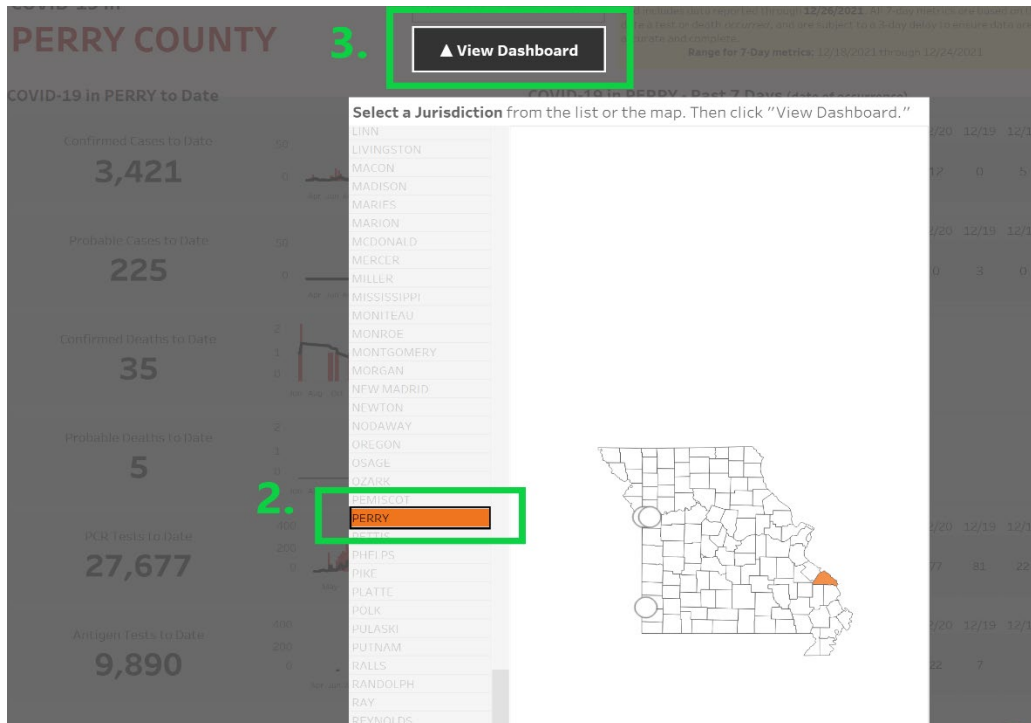
COVID-19 in ALL JURISDICTIONS to Date

Confirmed Cases to Date: 801,013

COVID-19 in ALL JURISDICTIONS - Past 7 Days (date of occurrence)

Confirmed Cases: Past 7 Days	12/24	12/23	12/22	12/21	12/20	12/19	12/18
16,859 (daily avg. of 2,408)	1,640	2,886	3,350	3,082	3,133	1,281	1,487

Probable Cases: Past 7 Days



PERRY COUNTY

View Dashboard

Select a Jurisdiction from the list or the map. Then click "View Dashboard."

- LINN
- LIVINGSTON
- MACON
- MADISON
- MARIES
- MARION
- MCDONALD
- MERCER
- MILLER
- MISSISSIPPI
- MONTEAU
- MONROE
- MONTGOMERY
- MORGAN
- NEW MADRID
- NEWTON
- NODAWAY
- OREGON
- OSAGE
- OZARK
- PENNSCOTT
- PERRY**
- PHI PPS
- PIKE
- PLATTE
- POLK
- PULASKI
- PUTNAM
- RALLS
- RANDOLPH
- RAY
- REYNOLDS

COVID-19 in PERRY to Date

Confirmed Cases to Date: 3,421

Probable Cases to Date: 225

Confirmed Deaths to Date: 35

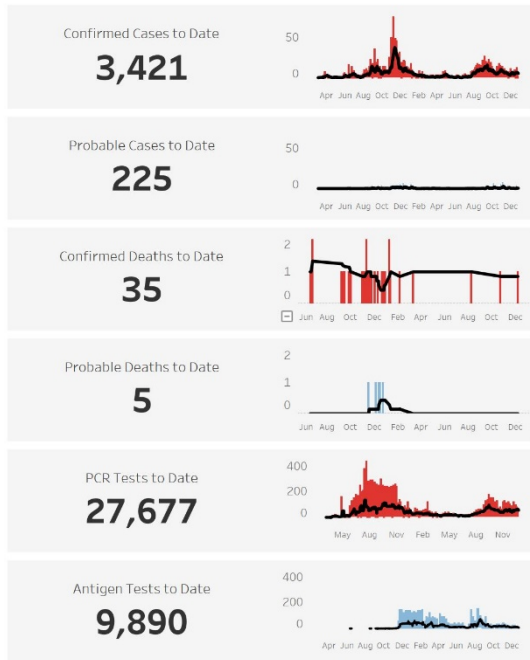
Probable Deaths to Date: 5

P.R. Tests to Date: 27,677

Antigen Tests to Date: 9,890

### 3. Look at data for Perry County

#### COVID-19 in PERRY to Date



#### COVID-19 in PERRY - Past 7 Days (date of occurrence)

Confirmed Cases: Past 7 Days <b>36</b> (daily avg. of 5)	12/24	12/23	12/22	12/21	12/20	12/19	12/18
	2	0	8	9	12	0	5
Probable Cases: Past 7 Days <b>3</b> (daily avg. of 0)	12/24	12/23	12/22	12/21	12/20	12/19	12/18
	0	0	0	0	0	3	0
Confirmed Deaths: Past 7 Days <b>0</b> (see note)							
Probable Deaths: Past 7 Days <b>0</b> (see note)							
PCR Tests: Past 7 Days <b>381</b> (total daily avg. of 54)	12/24	12/23	12/22	12/21	12/20	12/19	12/18
	6	74	69	52	77	81	22
Antigen Tests: Past 7 Days <b>45</b> (total daily avg. of 6)	12/24	12/23	12/22	12/21	12/20	12/19	12/18
	1	3	5	7	22	7	

### The Status of COVID-19 in PERRY - Confirmatory Metrics

Based on White House Coronavirus Task Force thresholds. Based off confirmatory metrics only.

#### Severity: Past 7 Days

How large is the problem now?

New Cases	<b>36</b> (188 per 100k)	<b>#82</b> (#47)
New Deaths	<b>0</b> (0.0 per 100k)	
7-Day Positivity Rate	<b>10.2%</b> (CDC method)	<b>#94</b>

#### Trajectory: Past 7 vs. Prior 7

In what direction is the problem moving?

% Change in Cases	<b>-18.2%</b>	<b>#60</b>
% Change in Deaths	<b>-100.0%</b>	
%p Change in Positivity Rate	<b>-0.8%p</b>	<b>#64</b>

#### Response

What is being done now?

New Tests (Past 7 Days)	<b>381</b> 1,991 per 100k	<b>#39</b> (#20)
% Change in Tests (Past 7 vs. Prior 7)	<b>-6.2%</b>	
Testing Turnaround (Past 7 Days)	<b>1.6 days</b>	

### Summary of Resources and Links:

**Missouri COVID-19 Dashboard:** <https://health.mo.gov/living/healthcondiseases/communicable/novel-coronavirus/data/public-health/county.php>

**Missouri COVID-19 Vaccine Dashboard:** <https://health.mo.gov/living/healthcondiseases/communicable/novel-coronavirus/data/public-health/vaccine-county.php>