



# COVID-19 Update

## 03.11.2021

13 new lab-confirmed cases and 1 new probable case in Perry County, MO since 02/26 update.

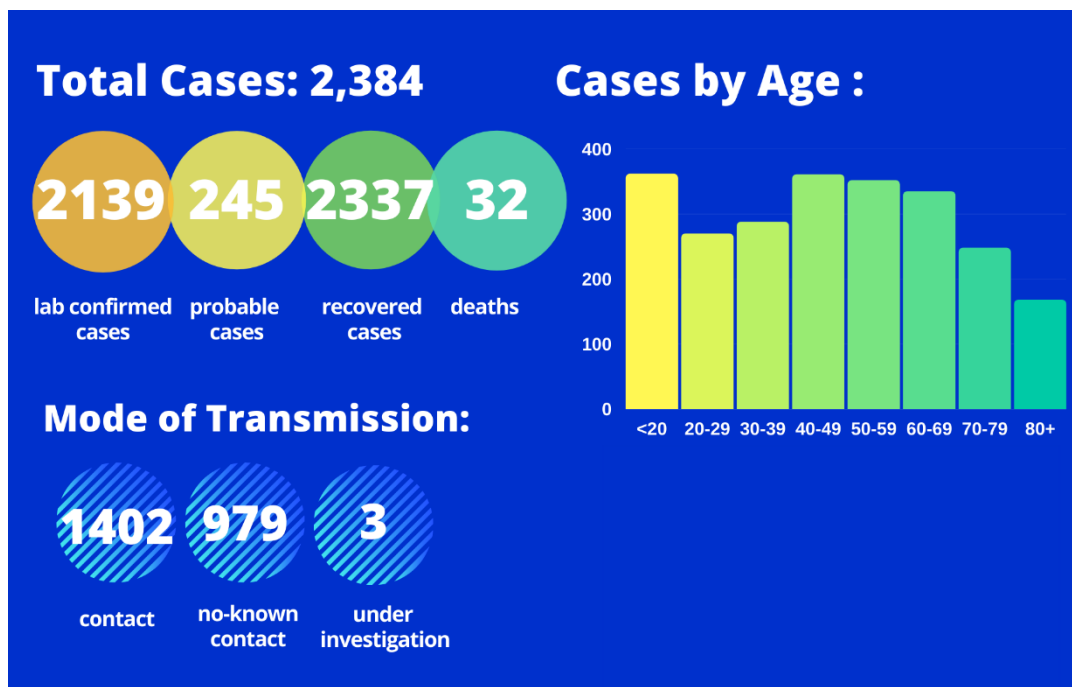
15 additional recoveries.

### Daily New Cases Since Last Update:

Date	New Cases
2/26/21	2 lab-confirmed
2/27/21	2 lab-confirmed
2/28/21	0 new
3/1/21	0 new
3/2/21	1 lab-confirmed
3/3/21	0 new
3/4/21	3 lab-confirmed
3/5/21	1 lab-confirmed
3/6/21	2 lab-confirmed
3/7/21	0 new
3/8/21	1 probable
3/9/21	0 new
3/10/21	2 lab-confirmed

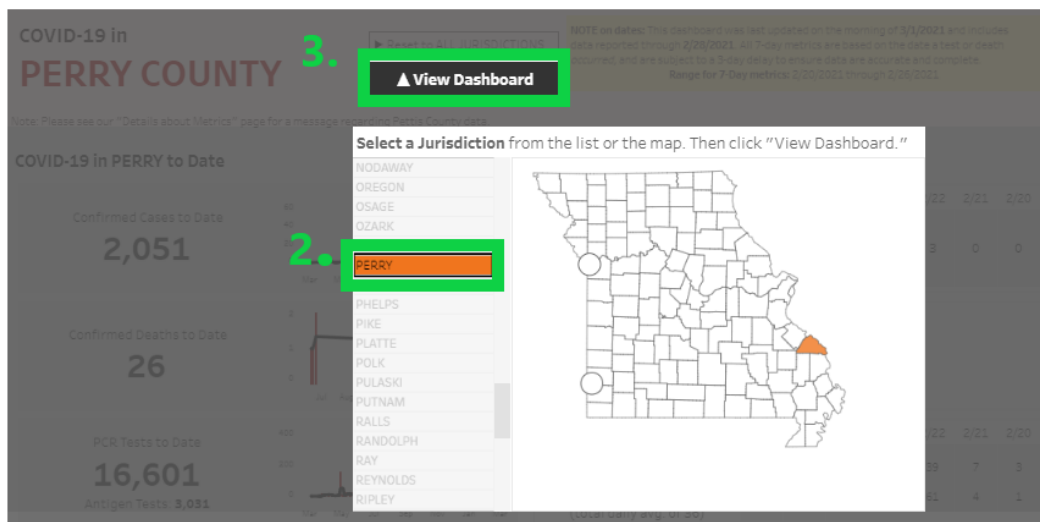
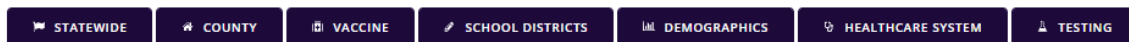
**Active Cases: 15**

For the most up to date Missouri data, visit: <https://showmestrong.mo.gov/data/public-health/>



## Instructions for State COVID -19 Dashboard:

1. Visit: <https://showmestrong.mo.gov/data/public-health/county/>
2. Select a Jurisdiction



### 3. Look at data for Perry County

#### COVID-19 in PERRY - Past 7 Days (date of occurrence)

Confirmed Cases: Past 7 Days	2/26	2/25	2/24	2/23	2/22	2/21	2/20
<b>10</b> (daily avg. of 1)	1	3	2	1	3	0	0

Confirmed Deaths: Past 7 Days
<b>0</b> (see note)

PCR Tests: Past 7 Days	2/26	2/25	2/24	2/23	2/22	2/21	2/20
<b>110</b>	14	23	10	14	39	7	3
Antigen Tests: <b>144</b> (total daily avg. of 36)	2	59	2	15	61	4	1

#### The Status of COVID-19 in PERRY

Based on White House Coronavirus Task Force thresholds (see "How to read this chart" for details)

Severity: Past 7 Days <i>How large is the problem now?</i>			Trajectory: Past 7 vs. Prior 7 <i>In what direction is the problem moving?</i>			Response <i>What is being done now?</i>		
New Cases	<b>10</b> (52 per 100k)	<b>#81</b> (#12)	% Change in Cases	<b>25.0%</b>	<b>#21</b>	New Tests (Past 7 Days)	<b>110</b> 574.8 per 100k	<b>#68</b> (#77)
New Deaths	<b>0</b> (0.0 per 100k)		% Change in Deaths	<b>-100.0%</b>		% Change in Tests (Past 7 vs. Prior 7)	<b>-30.8%</b>	
7-Day Positivity Rate	<b>10.9%</b> (CDC method)	<b>#10</b>	%p Change in Positivity Rate	<b>4.0%p</b>	<b>#12</b>	Testing Turnaround (Past 7 Days)	<b>1.7 days</b>	

♦♦ NOTE: PERRY has had fewer than 20 cases in the last 14 days, so the margin of error may more highly impact metrics and rankings, and no metric colors (e.g., red, yellow, green) are shown.

### COLOR RISK STATUS:

The state's dashboard does not include the color alert status for our community, they do have a colored imagery that shows if our numbers are increasing or decreasing and how we compared to others. For further guidance on the COVID-19 risk in Perry County, we would like to refer citizens to the State's Public Health Advisory and Risk Categories. An excerpt from this document can be found below. The full text can be found at:

<https://health.mo.gov/living/healthcondiseases/communicable/novel-coronavirus/pdf/advisory-20201119.pdf>

NOTE FROM ADVISORY: Communities can move down in risk category after two consecutive weeks of meeting the lower category's criteria.

### CATEGORY 1: EXTREME RISK

#### CRITERIA TO BE IN THIS CATEGORY:

- PCR 7-day positivity rate: 15% or above (using CDC method), AND
- 7 day case rate per 100k: 350 or above

#### SUGGESTIONS FOR COMMUNITIES IN THIS CATEGORY:

**Business occupancy:** Occupancy limits reflective of social distancing.

**Social group size:** 10 or less.

[NOTE: For the purposes of this advisory, “social group” is defined as any planned or spontaneous event or convening that would bring together a group of people in a single space at the same time, excluding normal business activities, religious services, schools and school activities, and extended family gatherings.]

**Masks:** Strongly advised in all offices and businesses where social distancing is not possible.

## **CATEGORY 2: CRITICAL RISK**

### **CRITERIA TO BE IN THIS CATEGORY:**

- PCR 7-day positivity rate: 10-14% (using CDC method), AND
- 7 day case rate per 100k: 100-349

### **SUGGESTIONS FOR COMMUNITIES IN THIS CATEGORY:**

**Business occupancy:** Occupancy limits reflective of social distancing.

**Social group size:** 25 or less.

**Masks:** Advised in all offices and businesses with 10+ people where social distancing is not possible.

## **CATEGORY 3: SERIOUS RISK**

### **CRITERIA TO BE IN THIS CATEGORY:**

- PCR 7-day positivity rate: 5-9% (using CDC method), AND
- 7-day case rate per 100k: 10-99

### **SUGGESTIONS FOR COMMUNITIES IN THIS CATEGORY:**

**Business occupancy:** No limits.

**Social group size:** Limited to maintaining 6 feet distance.

**Masks:** Advised in all offices and businesses with 10+ people where social distancing is not possible.

## **Summary of Resources and Links:**

**Missouri COVID-19 Dashboard:** <https://showmestrong.mo.gov/data/public-health/county/>

**Missouri COVID-19 Vaccine Dashboard:** <https://showmestrong.mo.gov/data/public-health/vaccine/>

**Missouri’s Public Health Advisory and Risk Categories:**

<https://health.mo.gov/living/healthcondiseases/communicable/novel-coronavirus/pdf/advisory-20201119.pdf>